




TRAXON Go[→]

Pixel Ribbon Go Side Bend



Project: _____
Type: _____



DMX 512



IP67



IK08

The Traxon Pixel Ribbon Go is an IP67 flexible neon strip alternate designed for outdoor applications. The Pixel Ribbon Go family consists of Top Bend (TB), Side Bending (SB) and Flat models, providing flexibility to fit on any curved surface to accommodate architectural structures. The DMX512-controllable Pixel Ribbon is ideal for high-quality colored light displays, featuring a 100mm [4"] pixel pitch and an open beam that provides broad, uniform light distribution. The Pixel Ribbon Go is available in an assortment of colors and CCT options, has multiple mounting options to meet project needs, and can be ordered in specified lengths and cable feed positions.

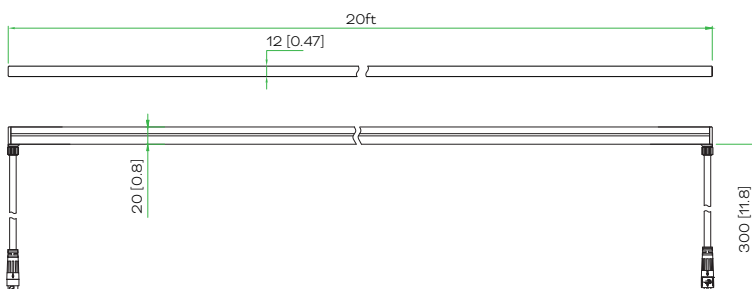
Features

- IP67 Rating: Suitable for outdoor use, protected against dust and water.
- DMX512 Control.
- Diffused material ensures seamless illumination.
- Pixel Pitch: 100mm [4"] pixel pitch, allowing for precise pixel control.

Dimensions


Bottom cable feed (BF)

Unit: mm [inch]




NOTE: please see Dimensional page for all options.

Color Options



Beam Angle





Pixel Ribbon Go Side Bend

Specifications

Product Specifications

LED Color	RGBW (W: 6500K)	RGB	DW (W: 2700K+5700K)	W 4000K	W 3000K	W2700K
Light Source	High intensity SMT RGBW 4 in 1 LEDs			White LEDs		
Color Range	16.7 Million additive RGB colors			N / A		
Pixels	3 pixels/ft					
LED pitch	RGBW, RGB, DW: 16.7mm [0.66"] W4000K, W3000K, W2700K: 8.3mm [0.33"]					
Pixel Pitch	100 mm [3.93"]					
Cutting Pitch	100 mm [3.93"]					
CRI for White LED	> 80					
SDCM for White LED	White Color uniformity: 3 SDCM					
Luminous Flux	80 lm/ft	44 lm/ft	111 lm/ft	113 lm/ft	106 lm/ft	103 lm/ft
Efficacy	18 lm/W	13 lm/W	39 lm/W	39 lm/W	37 lm/W	36 lm/W
Beam Angles	120°					
Housing	Diffused silicone, UV resistant					
Mounting	Various mounting channels, brackets or strips					
Dimensions (W x H)	12mm [0.47"] x 20mm [0.79"]					
Max. Length	6.1m [20'] / roll					
Weight (per roll)	2.1kg [4.63lbs]					
Minimum Bend Radius	150mm [5.91"]					
Regulatory Listing & Safety Approval	cETLus, FCC					
Operating Temperature	-20°C to +50°C / -4°F to 122°F					
Storage Temperature	-40°C to +70°C / -40°F to 158°F					
Environment	Outdoor, IP67, suitable for coastal environment, IK08					
Humidity	0 to 90% non-condensing					

Electrical Specifications

Input Voltage	24V DC					
Power Consumption (Typ)	4.3 W/ft	3.3 W/ft	2.9 W/ft	2.9 W/ft	2.9 W/ft	2.9 W/ft

System Specifications

Control	DMX512					
Power Supply	24V DC Outdoor					
Addressing Options	Manual Addressing with TX Smart Addresser					

LED CHARACTERISTICS Because LEDs are semiconductor devices, their performances are subject to inherent variability commonly found in semiconductor industry. To improve consistency in performance across the same product, LED manufacturers "sort" LEDs into bins according to different preset parameters, such as forward driving voltage, illumination, etc. Whereas binning is a sorting function, it is not a correction process. Inherent variability in the manufacturing process results always in different binning distributions according to different production lots. Traxon uses automatically binned LEDs on its products, thereby minimizing output variations within the model range.

As with all electronic devices, LED output degrades over time – a term called lumen depreciation. This also explains why it is nearly impossible to expect photometric performances of two LED products with different service life spans to be the same. The rate of LED degrade is a complicate function of many factors such as operating efficiency, duration of continuous operation, and more significantly, environmental conditions (ambient temperature for example). If allowed working under optimal operating temperature range and with good ventilation, LED devices enjoy long service lives over conventional light sources. When using/installing LED devices, care should be taken to ensure that the devices will operate within the operating conditions specified in respective product literature.

This product contains a light source of energy efficiency class G to Regulation (EU) No 2019/2015.
Lumen measurement complies with LM-79-08 standard.
Lumen maintenance is calculated based on LM-80 compliant measurement.



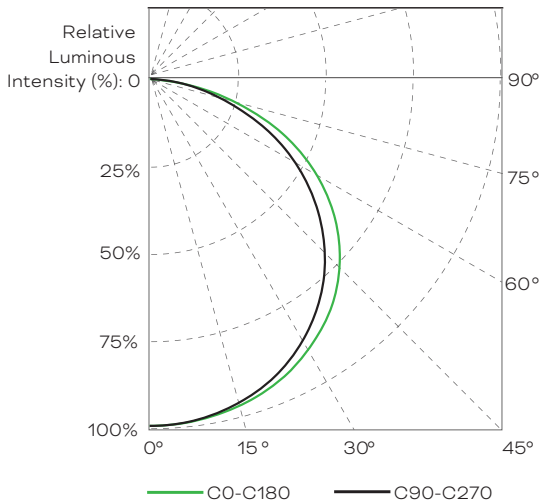
Pixel Ribbon Go Side Bend

Photometrics

Source Specifications

Light Source	High intensity SMT RGBW & White LEDs
Beam Angle	120°

Candela Distribution

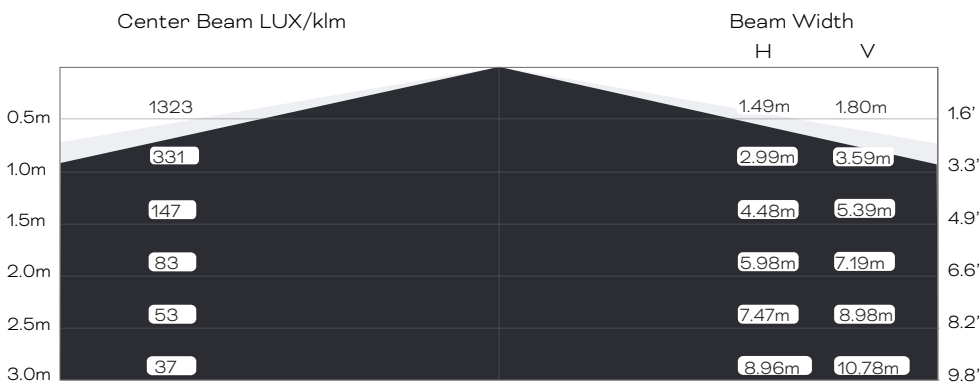


Light Output

3 Pixels per meter

Color	Luminous Flux (lm/ft)
RGBW	
RGBW (full-on)	79.4
RGB	44.3
Red	9.5
Green	26.9
Blue	7.3
White (RGB off)	35.4
RGB	
RGB (full-on)	44.3
Red	9.5
Green	26.9
Blue	7.3
DW	
DW (full-on)	111.2
WW (2700K)	57.9
CW (5700K)	53.7
White	
2700K	102.6
3000K	106.0
4000K	112.8

Illuminance at a Distance



● Horiz.Spread: 112.4°
● Vertic.Spread: 121.8°

For fc divide by 10.7

IES and LDT files are available for download from the Traxon website.



Pixel Ribbon Go Side Bend

Dimensions

Fixture

Max. Ribbon length with single power feed

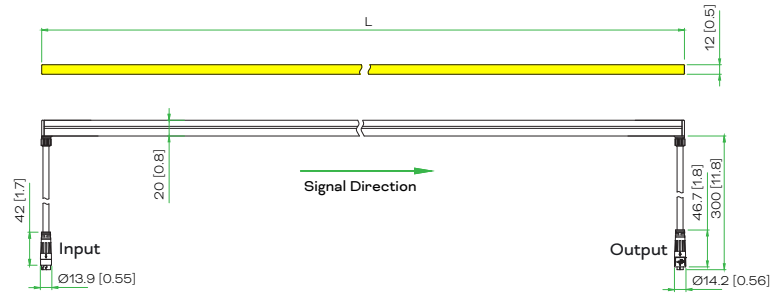
6100mm [240.16"]

Actual product length with end cap at 2-ends, L

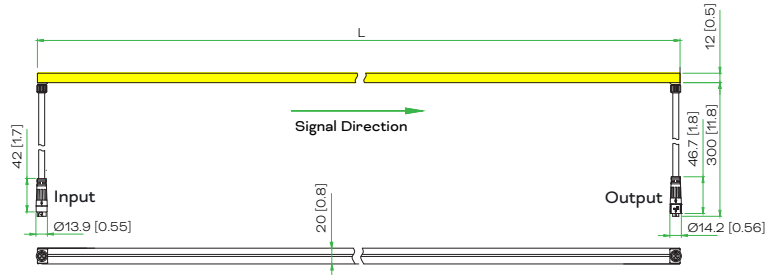
6106mm [240.39"] ± 10mm [0.39"]

Unit: mm [inch]

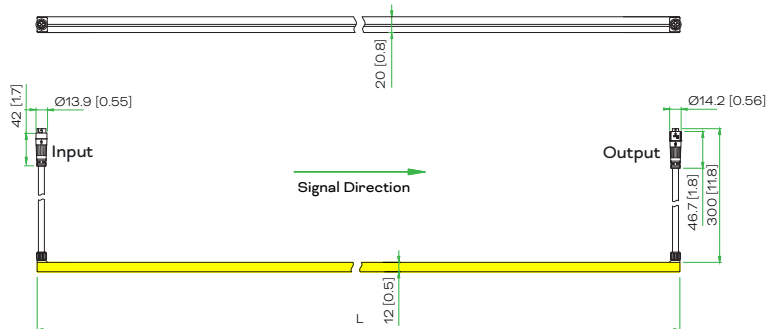
Bottom cable feed (BF)



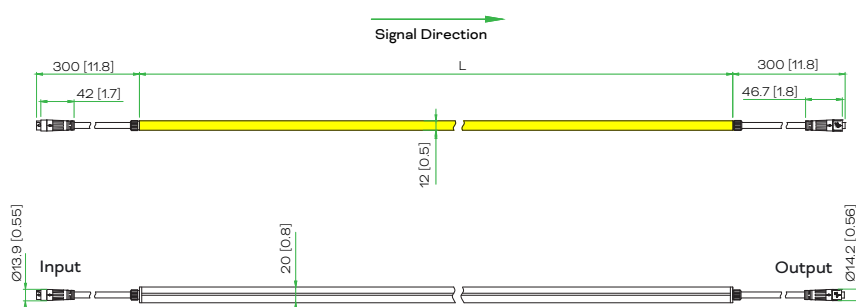
Left cable feed (LF)



Right cable feed (RF)



End cable feed (EF)



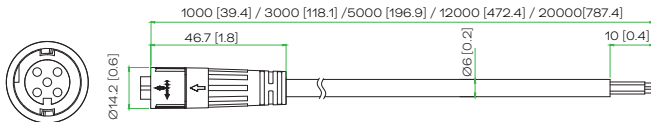
Remark: For other customized lengths (in multiple of 100mm / 4"), the actual product length would be the requested length ± 10mm [0.39"].



Connection Accessories

Unit: mm [inch]

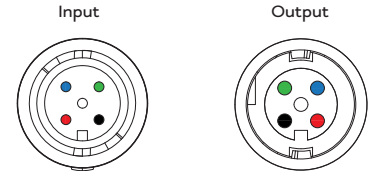
PIXEL RIBBON GO 5PIN STARTER CABLE 1M/3M/5M/12M/20M IP67
(DA24202338055/DA24202349055/DA24202349155/DA24202349355/DA24202349655)



INTERCONNECTION CABLE



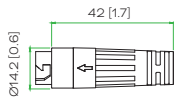
* The cable length can be customized based on specific requirements.



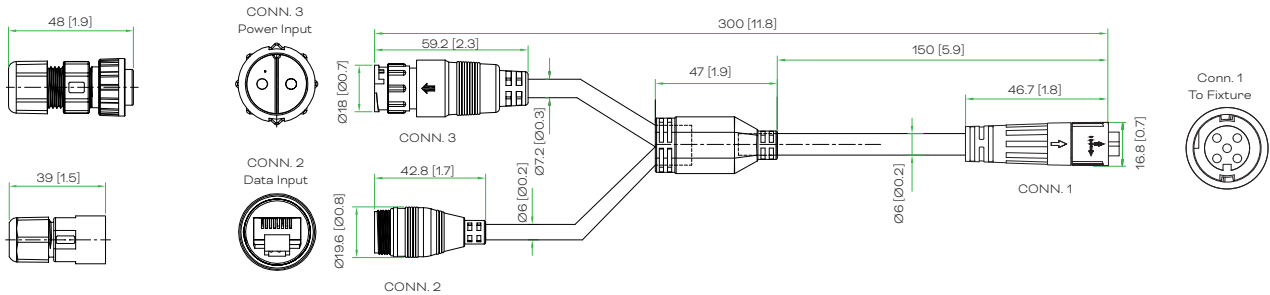
Wire#	Description	Color
1	Address	Green
2	Power -	Black
3	Data +	White
4	Power +	Red
5	Data -	Blue

NOTE: Do not connect the Address cable.

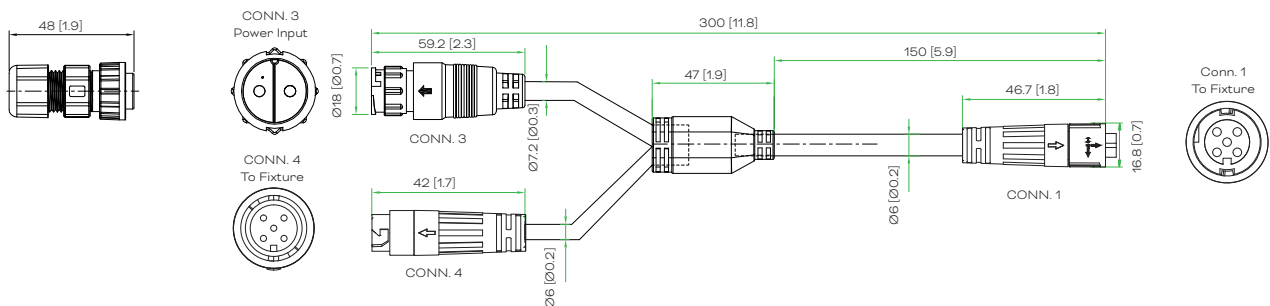
PIXEL RIBBON GO 5PIN END CAP 120 OHM IP67 (DA24102371155)



PIXEL RIBBON GO POWER RJ45 STARTER Y CABLE IP67 (DA24102371255)



PIXEL RIBBON GO POWER INJECTOR Y CABLE IP67 (DA24102371355)





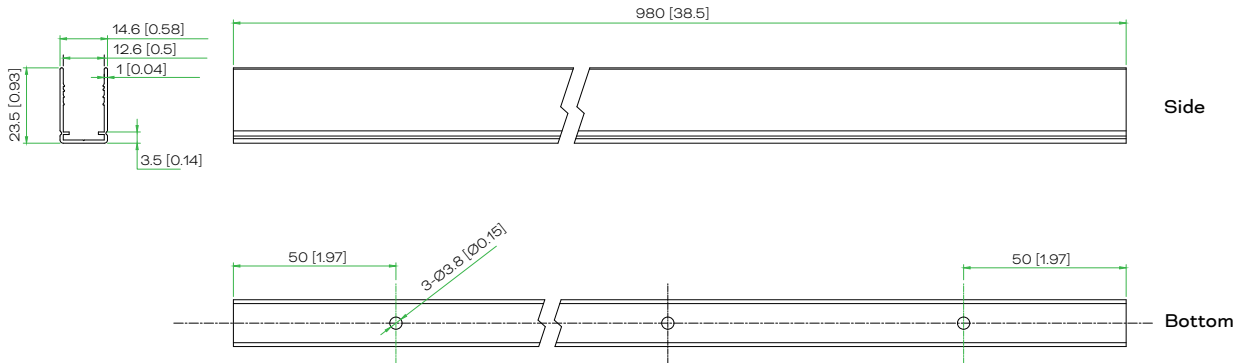
Pixel Ribbon Go Side Bend

Dimensions

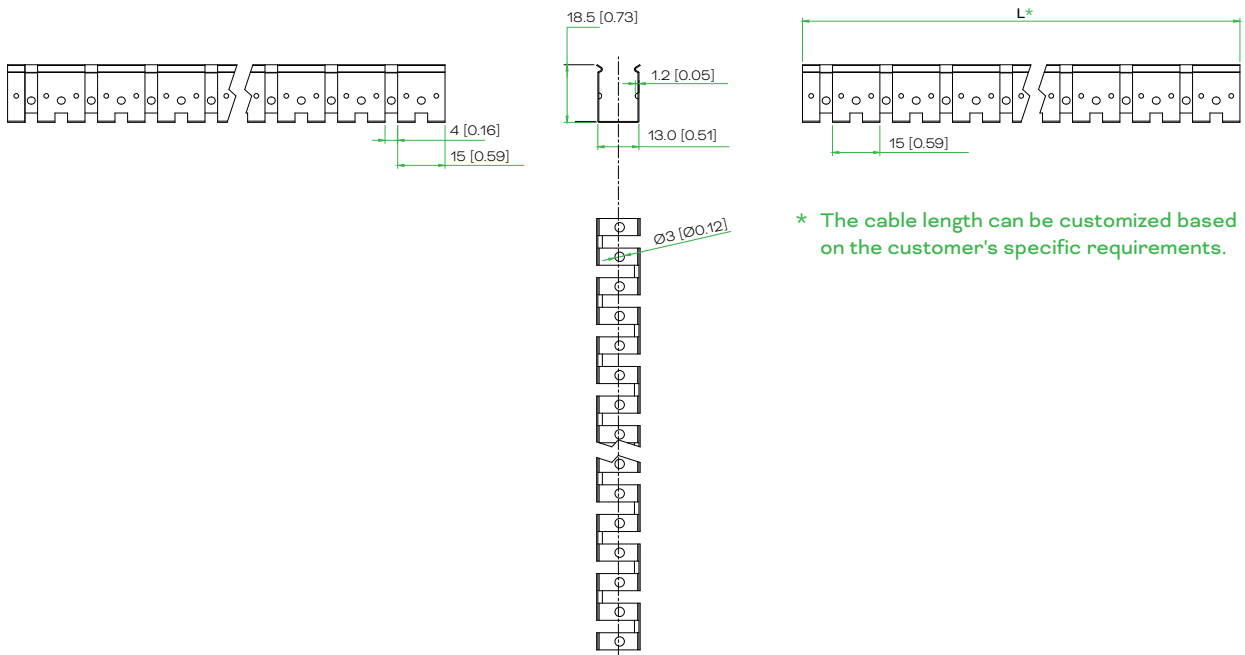
Mounting Accessories

Unit: mm [inch]

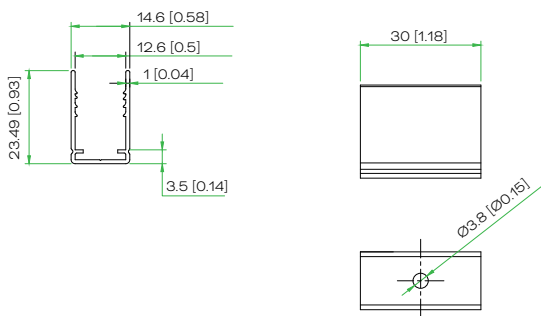
PIXEL RIBBON GO SB1220 U-CHANNEL 980 (DA24102366355)



PIXEL RIBBON GO SB1220 FLEXIBLE MOUNT 5M (DA24102366155)



PIXEL RIBBON GO SB1220 MOUNT BRACKET 20PC (DA24102366255)



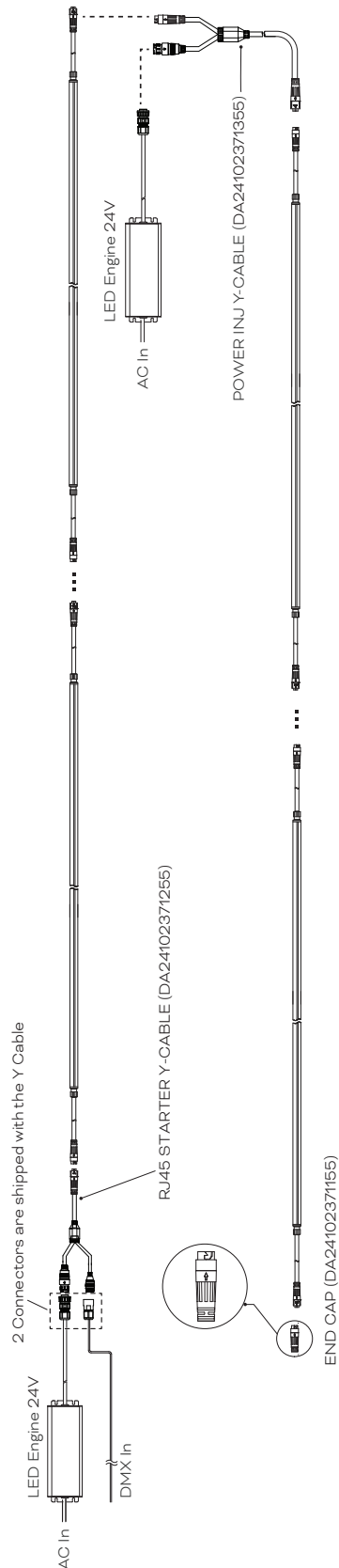


Pixel Ribbon Go Side Bend

System Diagram

Typical Power Injection with Wiring Y-Cable

NOTE: Mounting accessories not shown.



NOTE: Power injection is required when Pixel Ribbon Go connection length reaches the maximum length with single power feed. Maximum length per 100W 24v PSU is 20ft.
This wiring diagram shows only typical connections. Actual wiring depends on Ribbon configuration and installation. Actual no. varies according to cable lengths and signal source.
Please consult your local Traxon office for aid.

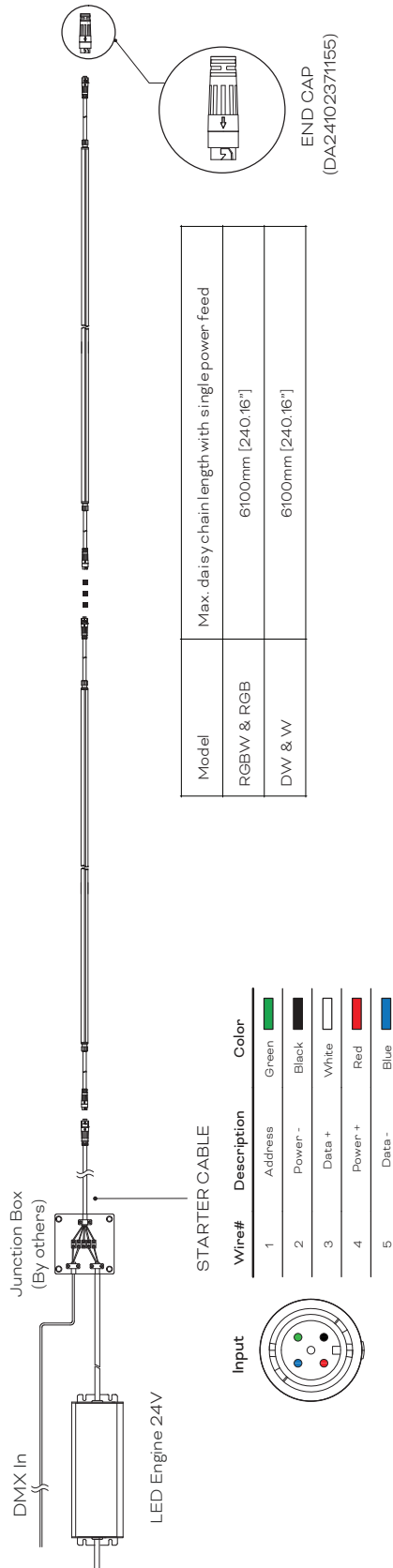


Pixel Ribbon Go Side Bend

System Diagram

Typical Wiring with Starter Cable

NOTE: Mounting accessories not shown.



NOTE: Do not connect the Address cable.

This wiring diagram shows only typical connections. Actual wiring depends on Ribbon configuration and installation. Actual no. varies according to cable lengths and signal source.
Maximum length per 100W 24V PSU is 20ft. Please consult your local Traxon office for aid.



Pixel Ribbon Go Side Bend

Ordering

Fixtures Model Number

PRG.	SB.	N	61	A	N	00
	Shape	LED color	Length	Pixels	Cable Feed	
	SB.: Side Bend	1: RGBW (W=6500K)	61: 6100mm	A: 3 Pixels/ ft	1: Bottom feed	
		2: RGB			2: Left Side feed	
		3: DW (2700K & 5700K)			3: Right Side feed	
		4: RGBW (W=3000K)			4: End feed	
		5: 2700K				
		6: 3000K				
		7: 4000K				

Desired Model Number

PRG.	SB.	61	A	00
------	-----	----	---	----

Fixtures

Model No.	Description	Item Code
PRG.SB.161A100	PIXEL RIBBON GO SB RGBW 10PPM 20FT BF	DL24102364055
PRG.SB.261A100	PIXEL RIBBON GO SB RGB 10PPM 20FT BF	DL24102364155
PRG.SB.361A100	PIXEL RIBBON GO SB DW2757 10PPM 20FT BF	DL24102364255
PRG.SB.661A100	PIXEL RIBBON GO SB 830 10PPM 20FT BF	DL24102364355

TX Connect

Description	Item Code
PIXEL RIBBON GO 5PIN STARTER CABLE 1M IP67	DA24202338055
PIXEL RIBBON GO 5PIN STARTER CABLE 3M IP67	DA24202349055
PIXEL RIBBON GO 5PIN STARTER CABLE 5M IP67	DA24202349155
PIXEL RIBBON GO 5PIN END CAP 120 OHM IP67	DA24102371155
PIXEL RIBBON GO POWER RJ45 STARTER Y CABLE IP67	DA24102371255
PIXEL RIBBON GO POWER INJECTOR Y CABLE IP67	DA24102371355

TX Mounting

Description	Item Code
PIXEL RIBBON GO SB1220 FLEXIBLE MOUNT 5M	DA24102366155
PIXEL RIBBON GO SB1220 MOUNT BRACKET 20PC	DA24102366255
PIXEL RIBBON GO SB1220 U-CHANNEL 980	DA24102366355

TX Cutting

Description	Item Code
PX RIBBON CUTTING TOOL	AM412950055
PX RIBBON SEALING GLUE 100ML	AM412960055
PIXEL RIBBON GO SB FIELD CUT ENDCAP 20PC	DA24102365955

TX Power Supply & Control

Model No.	Description	Item Code
	LED ENGINE 100W 24V OUTDOOR	AM175860055
CD.SA.0000100	SMART ADDRESSER	AM438260055

