



Glass Touch GT12X

Glass Touch GT12X – Elegant and versatile control

The Glass Touch GT12X combines a sleek glass surface with customizable, touch-sensitive keys to deliver a sleek, modern control experience. Available in white or black finish (standard), with the option to fully personalize the faceplate with custom colors, prints, or patterns, the GT12X can be seamlessly integrated into any architectural environment.

With clear visual feedback, flexible installation, and support for high-end lighting applications in hospitality, entertainment, retail and more, the GT12X elevates both form and function in a single, premium interface

Key Features

- 13 touch-sensitive keys plus a full-face touch function, each with status LEDs and LED feedback
- Station lockout function
- Selectable acoustic feedback function
- Sleek glass design in white, black, or custom image
- Factory or field customizable faceplate options: blank with drop-in card, numbered, or fully custom printed
- DALI-2 certified
- Fits standard 1-gang junction boxes
- Powered by DALI-2
- Topology-free 2-wire cabling; daisy-chain up to 8 devices

Glass Touch GT12X – Key Features**Interface & Controls**

- 13 touch-sensitive sensor keys plus 1 full-face touch function
- Status LEDs on each key with LED feedback for clear, responsive interaction
- Lock/unlock function via key combination
- Acoustic feedback can be switched ON or OFF

Design & Customization

- Customizable glass design options
- Available in three variants:
 - Field labeling
 - Pre-printed numbered buttons
 - Fully custom-printed glass for a unique, tailored appearance via Glass Touch Designer
- Finish Options
 - White
 - Black
 - Custom printed
- Easy custom labeling using our GlassTouch Designer software
 - Design your own text and symbols
 - Insert printed labels using the integrated label tray via Glass Touch Designer

Connectivity & Certification

- ETL Certified
- DALI-2 certified

Installation & Power

- Fits standard single-gang junction boxes
- Powered via DALI-2 bus
- Topology-free cabling with simple 2-wire power and data connection


Delivery scope**Field printable insert card models:**

Glass Touch GT12X White

CL25100005435

Glass Touch GT12X Black

coming soon

**Pre-printed numbered models:**

Touch GT12X White - pre-printed

CL25100008135


Touch GT12X Black- pre-printed

coming soon

**Custom Printed models:**

Glass Touch GT12X - Custom Print

CL25200008035

Example print

- Universal mounting plate
- Hex wrench
- Default insert sheet (printable insert models)
- Safety instructions
- Welcome note

Optional accessories

- SYMPL Fusion CL24100603935
- SYMPL Fusion DALI-2 Module CL24100604035
- SYMPL DALI node AB444230035
- Compatible with Core Sp, LCE 3MX UL & LCE3 UL systems

Product specifications

GTIN	4897135737477
Dimensions (W x H x D)	80 x 160 x 12 mm / 3.15 x 6.3 x 0.47 in
Weight	200 g / 7.05 oz. (incl. mounting plate)
Power supply	via DALI-2 bus
Power consumption	0.15 W max.
Operating temperature	0 ... 45 °C / 32 ... 113 °F
Storage temperature	-20 ... 75 °C / -4 ... 167 °F
Op. / Stor. humidity	0 ... 80% Rh, non-condensing
Ingress protection	IP40
housing	Glass (surface) Aluminium (mounting plate) ABS (housing body) *UV, scratch, and cleaning detergent resistant coating
Mounting	Single-gang junction box
Certificates	CE, UKCA, DALI-2, FCC, ETL

Interface specifications

Interfaces	DALI-2
Addresses	1
DALI-2 power consumption	4 mA typical, max. 10 mA
User interfaces	13 x capacitive touch sensor 13 x feedback LED (monochrome red, protocol controlled) Rotary DIP switch (protocol selection)

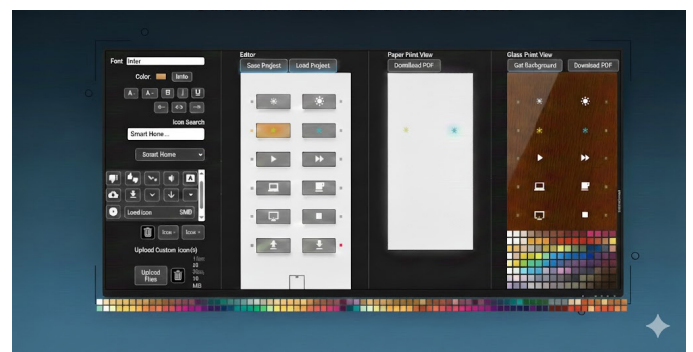
Terminals

Connection type	Push-In
Wire size solid core, stranded wire without end ferrule	0.2 ... 1.5 mm ² (AWG24 ... AWG16)
Wire size stranded wire with end ferrule	0.2 ... 0.75 mm ² (AWG19 ... AWG24)
Stripping length	8 mm / 0.31 in


Glass Touch Designer

Create your custom label (CL25100005435) or fully custom-printed glass (CL25200008035).

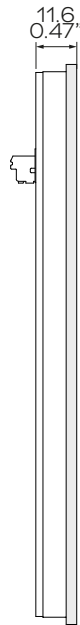
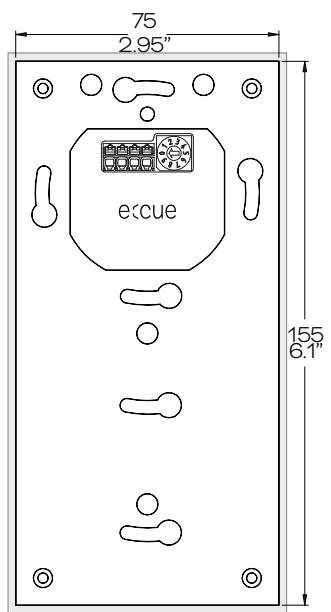
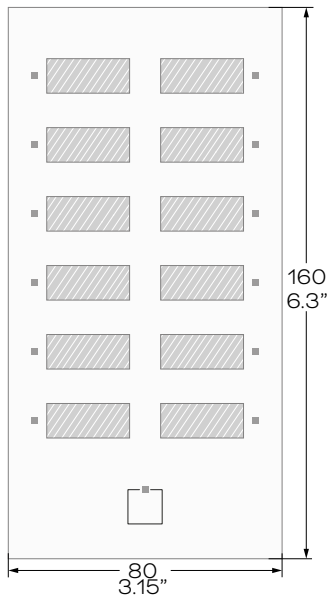
Use the Glass Touch Designer software, available on the e:cue website, to easily design your personalized insert, or customized design. Easily print your design and insert it into your GT12X, or if you would like a completely customized design, export the layout and work with your regional e:cue representatives.

Glass Touch Designer:

www.traxon-ecue.com

Insert Sheet:

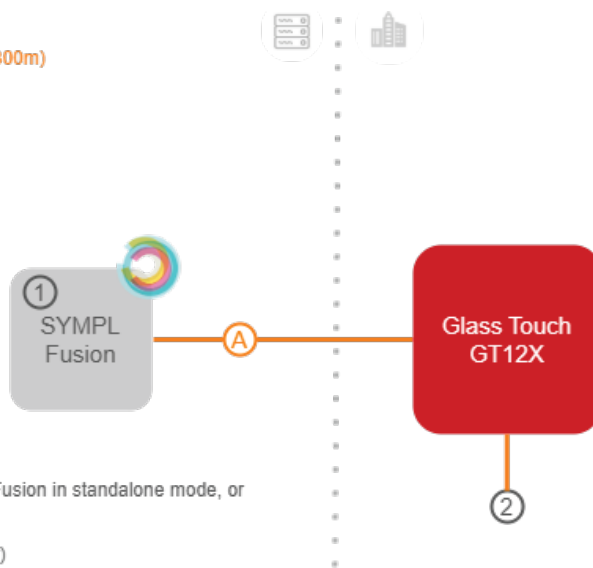
Dimensions



System diagram

a) DALI-2 protocol

A) DALI-2 (2-wire cabling - up to 300m)



- 1) Software, running on SYMPL Fusion in standalone mode, or 3rd party DALI controller
- 2) free topology (daisy chain, star)



Conforms to ANSI/UL Std. 62368-1
 Certified to CSA Std. C22.2 NO. 62368-1