




Project: \_\_\_\_\_

Type: \_\_\_\_\_



## Media Tube® Go RGBW

Media Tube® Go is a slim, direct view luminaire designed for all budgets to integrate into any wall, façade or media lighting application with tight installation requirements. Available in Clear View or Diffused View and 10 pixels per 1.2 meters / 2.5 pixels per foot, the Media Tube® Go ensures smooth effects along your facade, media application or bridge.

This product is intended for use in high-quality colored light applications.



### Product Specifications

	Clear			Diffused		
	370mm / 15"	1210mm / 48"	2410mm / 95"	370mm / 15"	1210mm / 48"	2410mm / 95"
<b>Number of Pixel</b>	3 pixels	10 pixels	20 pixels	3 pixels	10 pixels	20 pixels
<b>Light Source</b>	18 RGBW 4-in-1	60 RGBW 4-in-1	120 RGBW 4-in-1	18 RGBW 4-in-1	60 RGBW 4-in-1	120 RGBW 4-in-1
<b>Color Range</b>	RGBW (White CCT: 6500K standard)					
<b>Beam Angle</b>	120°			110° x 170°		
<b>Luminous Flux</b>	176 lm	587 lm	1174 lm	60 lm	200 lm	399 lm
<b>Efficacy</b>	39 lm/W	39 lm/W	39 lm/W	13 lm/W	13 lm/W	13 lm/W
<b>Pixel Pitch</b>	121mm / 4.8"					
<b>Pixel Configuration</b>	6 RGBW LEDs per pixel					
<b>Housing</b>	Extruded Aluminum housing + Round UV Resistant Silicone cover					
<b>Housing Finish Options</b>	Gray (RAL7015, standard), Black (RAL9005, optional), White (RAL9003, optional)					
<b>Cover Lens</b>	Round Clear View			Round Diffused View		
<b>Mounting</b>	Fixed, non-adjustable					
<b>Dimensions (L x W x H, excluding Mounting Bracket)</b>	370 / 1210 / 2410mm x 25mm x 56.5mm 14.6" / 47.6" / 94.9" x 1" x 2.2"					
<b>Weight</b>	0.39kg / 0.86lb	0.88kg / 1.94lb	1.62kg / 3.57lb	0.39kg / 0.86lb	0.88kg / 1.94lb	1.62kg / 3.57lb
<b>Regulatory Listing &amp; Safety Approval</b>	CE,CB, ETL,FCC,EMC RoHS, ASTM B117-16, ANSI 3G					
<b>Operating Temperature</b>	-30°C to +55°C / -22°F to +131°F					
<b>Storage Temperature</b>	-40°C to +80°C / -40°F to +176°F					
<b>Environment</b>	IP67 Outdoor, Suitable for coastal environments, IK08					
<b>Humidity</b>	85%, non-condensing					

### Electrical Specifications

<b>Operating Voltage</b>	24V DC
<b>Power Consumption</b>	4.5W / 15W / 30W
<b>Lumen Maintenance</b>	L70B50 50,000 hours

### System Specifications

<b>Control</b>	DMX512
<b>Power Supply</b>	LED Engine 24v Outdoor
<b>Addressing Options</b>	Manual Addressing with TX Smart Addresser
<b>Fixture Interconnection</b>	Refer to System Diagram

**LED CHARACTERISTICS** Because LEDs are semiconductor devices, their performances are subject to inherent variability commonly found in semiconductor industry. To improve consistency in performance across the same product, LED manufacturers "sort" LEDs into bins according to different preset parameters, such as forward driving voltage, illumination, etc. Whereas binning is a sorting function, it is not a correction process. Inherent variability in the manufacturing process results always in different binning distributions according to different production lots. Traxon uses automatically binned LEDs on its products, thereby minimizing output variations within the model range.

As with all electronic devices, LED output degrades over time -- a term called lumen depreciation. This also explains why it is nearly impossible to expect photometric performances of two LED products with different service life spans to be the same. The rate of LED degrade is a complicate function of many factors such as operating efficiency, duration of continuous operation, and more significantly, environmental conditions (ambient temperature for example). If allowed working under optimal operating temperature range and with good ventilation, LED devices enjoy long service lives over conventional light sources. When using/installing LED devices, care should be taken to ensure that the devices will operate within the operating conditions specified in respective product literature.

This product contains a light source of energy efficiency class G to Regulation (EU) No 2019/2015. Lumen measurement complies with LM-79-08 standard. Lumen maintenance is calculated based on LM-80 compliant measurement.



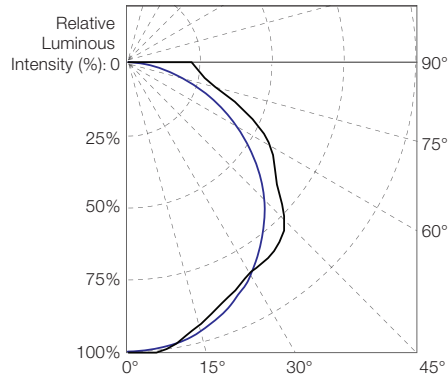
www.traxon-ecue.com

©2023 TRAXON TECHNOLOGIES — ALL RIGHTS RESERVED. TRAXON™, TX CONNECT®, ARE TRADEMARKS OF TRAXON TECHNOLOGIES. U.S. PATENTS, E.U. PATENTS, JAPAN PATENTS, OTHER PATENTS PENDING. SPECIFICATIONS ARE SUBJECT TO CHANGE WITHOUT NOTICE.

### Source Specifications (Clear)

	1210mm / 48"
Light Source	RGBW 4-in-1 LED 60pcs
Optics	120°

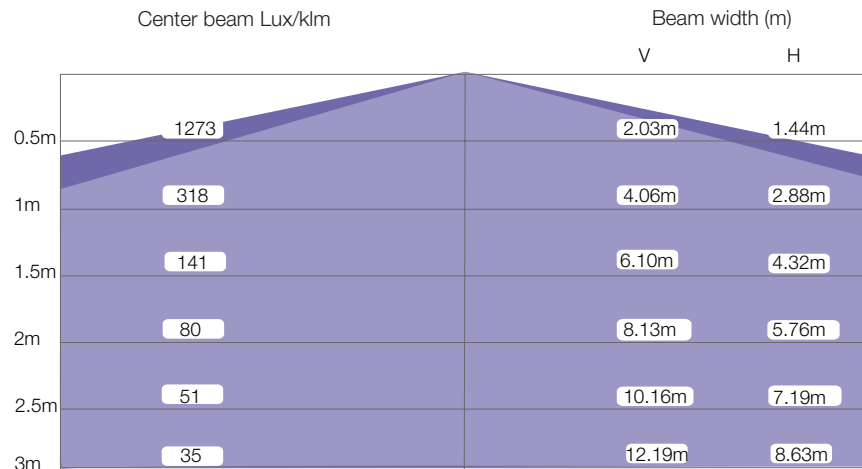
### Candela Distribution



### Light Output

1210mm / 48"			
Color	Luminous Flux (lm)	Candela Distribution @100%	Efficacy (lm/W)
<b>RGBW (Full-on)</b>	587	187	40
<b>RGB (Full-on)</b>	315	100	27
<b>Red</b>	81	26	16
<b>Green</b>	188	60	37
<b>Blue</b>	46	15	9
<b>White</b>	290	92	57

### Illuminance at a Distance



- Vert. Spread: 127.6°
- Horiz. Spread: 110.4°

For fc divide by 10.7

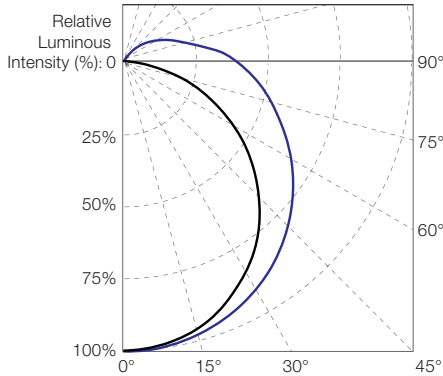
For feet multiply by 3.28

IES and LDT files are available for download from the Traxon website.

## Source Specifications (Diffused)

	1210mm / 48"
Light Source	RGBW 4-in-1 LED 60pcs
Optics	110° x 170°

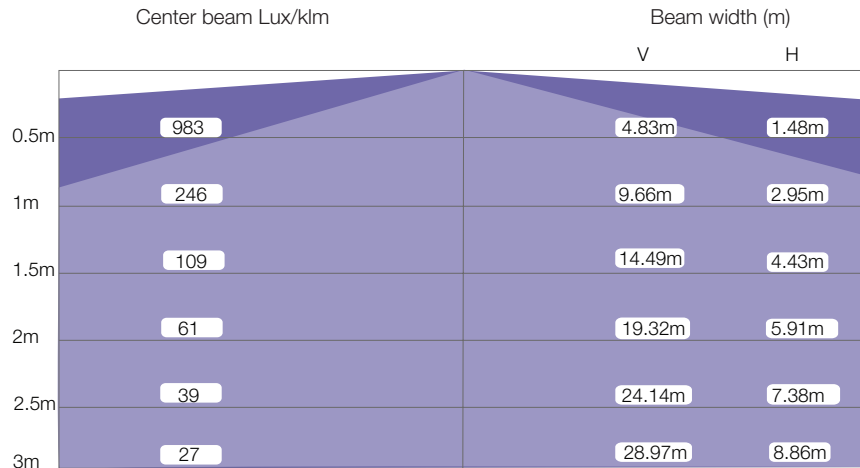
## Candela Distribution



## Light Output

1210mm / 48"			
Color	Luminous Flux (lm)	Candela Distribution @100%	Efficacy (lm/W)
RGBW (Full-on)	200	47	13
RGB (Full-on)	107	25	9
Red	28	6	5
Green	64	15	12
Blue	16	4	3
White	99	23	19

## Illuminance at a Distance



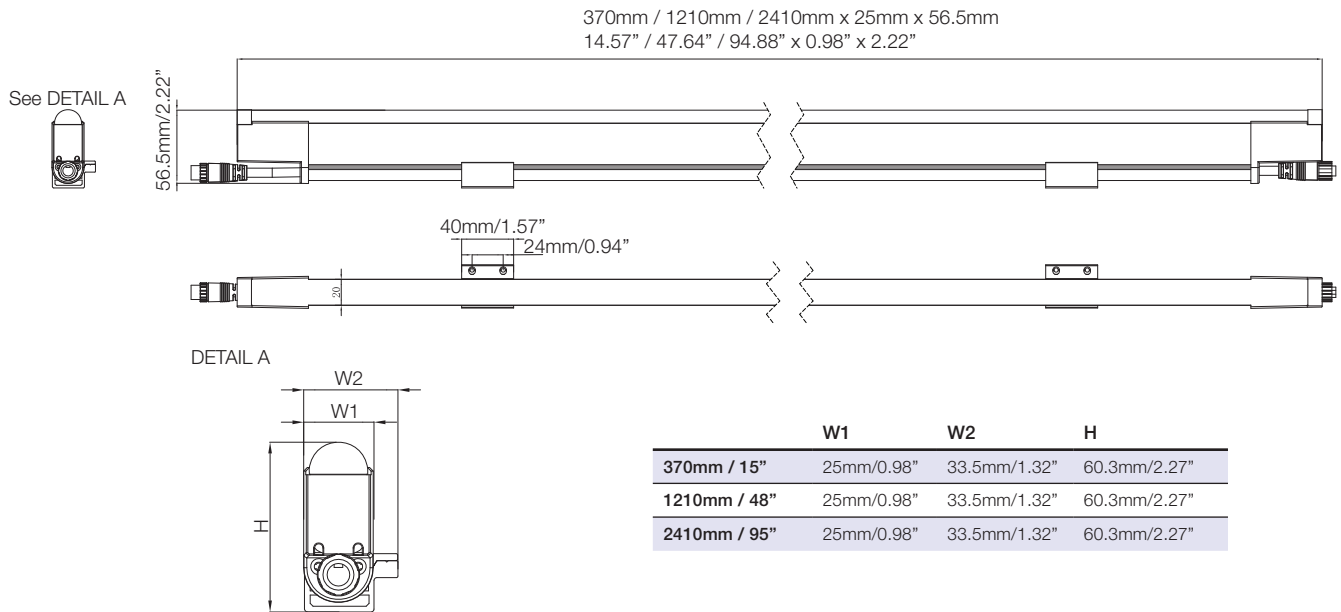
- Vert.Spread: 156.6°
- Horiz.Spread: 111.8°

For fc divide by 10.7

For feet multiply by 3.28

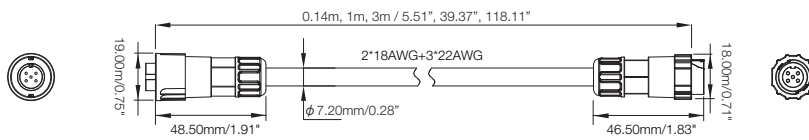
IES and LDT files are available for download from the Traxon website.

### Fixture



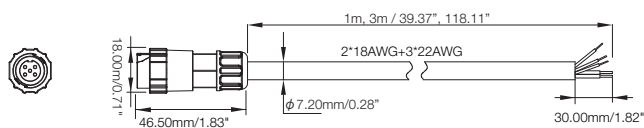
### Accessories

5-pin interconnection cable (AM463780055/AM463790055/AM463800055)



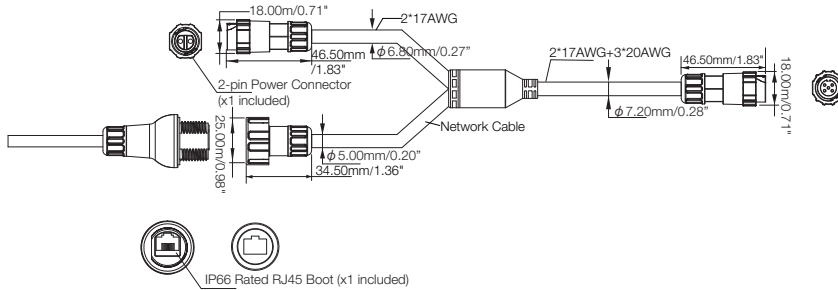
Pin Color	Connection
Yellow-green	Addressing
Gray	DMX-
Black	DMX+
Blue	24V-
Brown	24V+

Starter cable (AM463750055/AM463760055)



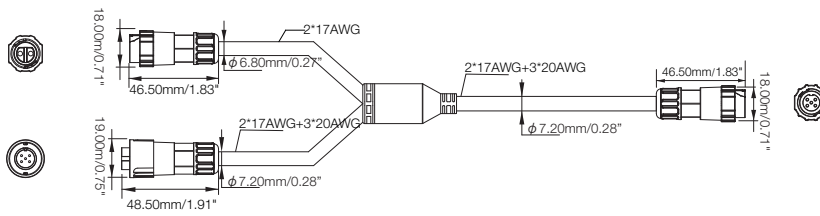
### Accessories

RJ45 Starter Cable (AM463820055)

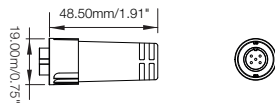


Pin Color	Connection
Yellow-green	Addressing
Gray	DMX-
Black	DMX+
Blue	24V-
Brown	24V+

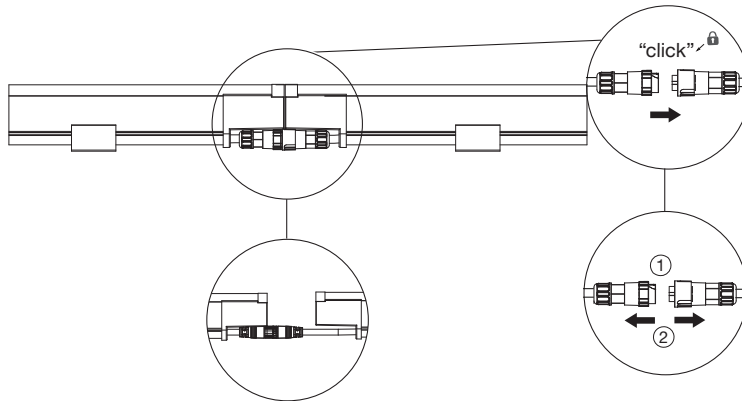
Power injector cable (AM463810055)



End Cap with 120Ω terminator (AM463770055)



## Cable Connection

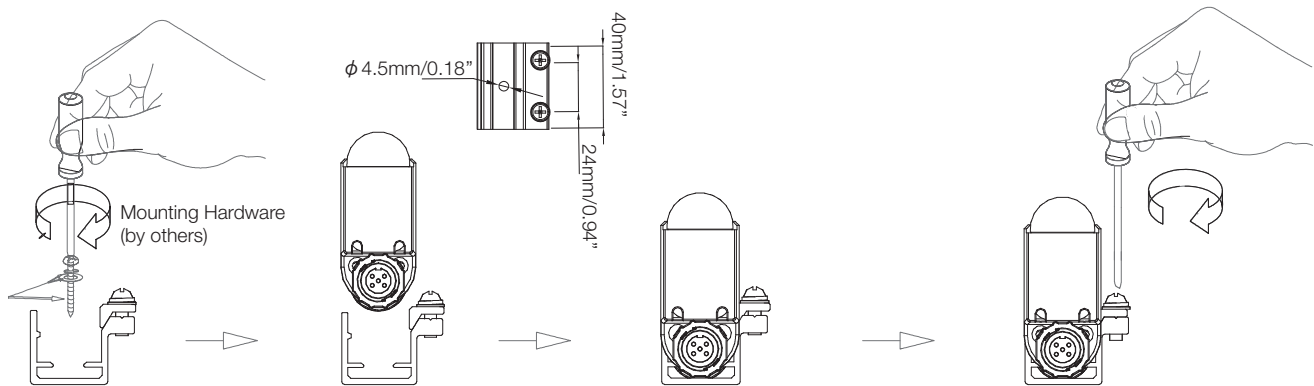


If you do not hear "click", rotate the spring loaded connector manually to ensure that the connectors are properly mated.

The connector cable can be pulled out to facilitate the connection between 2 fixtures.  
Max length cable can extend from the fixture is 70mm / 2.8".

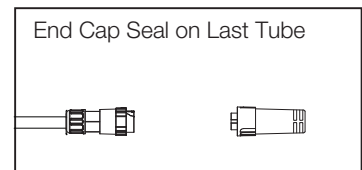
## Mounting Steps

NOTE: See Installation Guide for additional best practices.

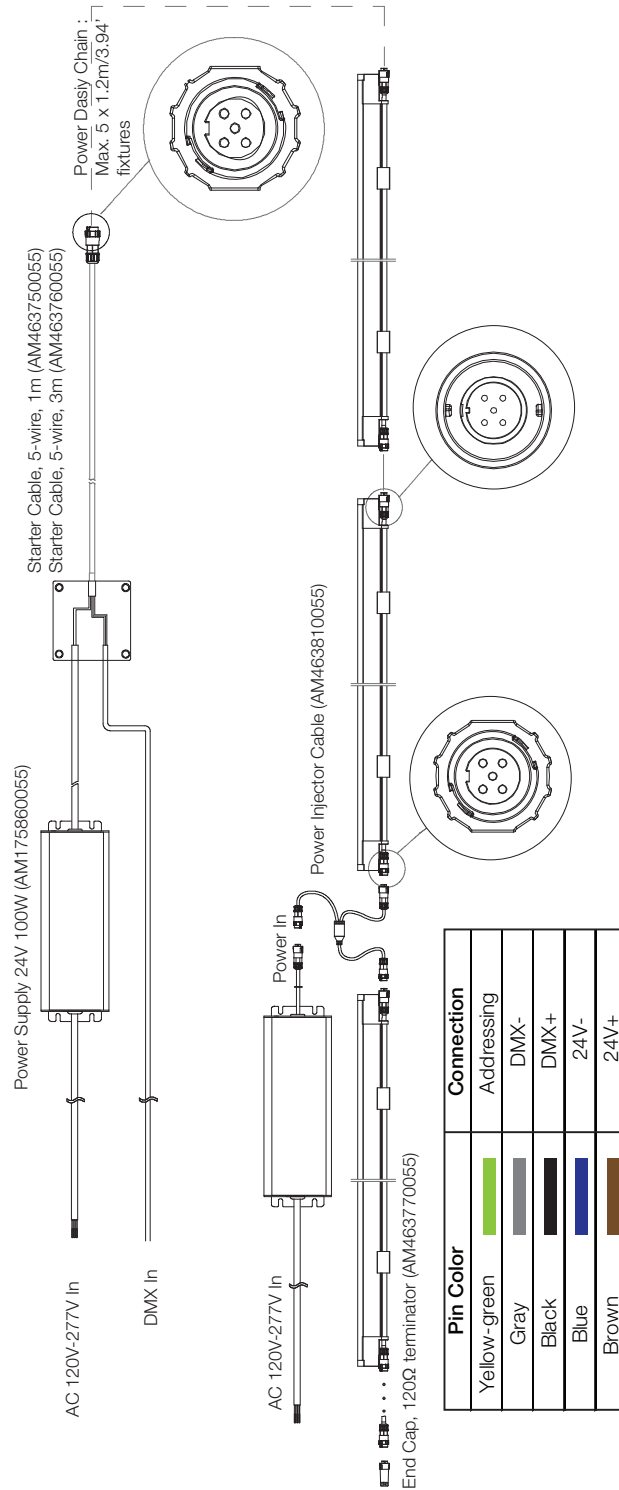


## Tube-to-Tube Clearance

To maintain consistent LED pitch and to allow for thermal expansion, a minimum of 2mm / 0.08" is required between luminaire's.

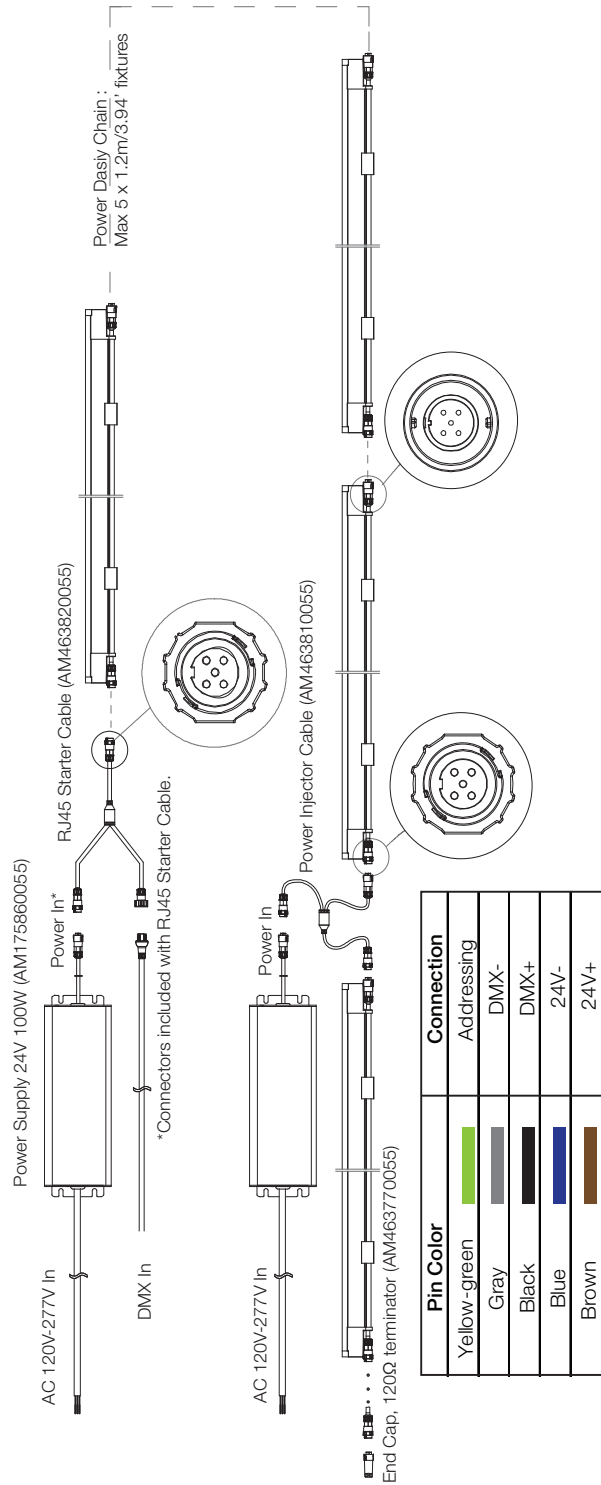


## System diagram (Starter Cable)



NOTE: The Address wire only needs to be connected during address configuration, it is not needed during operation. Wiring diagram shows only typical connections. Max. number of fixtures is based on minimal interconnection lengths. Actual number of fixtures is dependent on cable interconnections. Number of fixtures will reduce if longer cable lengths are used. Consult with your regional sales office to confirm maximums.

## System diagram (Injector Cable)



NOTE: The Address wire only needs to be connected during address configuration, it is not needed during operation. Wiring diagram shows only typical connections. Max. number of fixtures is based on minimal interconnection lengths. Actual number of fixtures is dependent on cable interconnections. Number of fixtures will reduce if longer cable lengths are used. Consult with your regional sales office to confirm maximums.



**Fixtures**

Model No.	Description	Item Code
TU.MG.5120200	MEDIA TUBE GO DIFFUSED 2410 RGBW 20PXL	AM463610055
TU.MG.4110200	MEDIA TUBE GO DIFFUSED 1210 RGBW 10PXL	AM463620055
TU.MG.2103200	MEDIA TUBE GO DIFFUSED 370 RGBW 3PXL	AM463630055
TU.MG.5120100	MEDIA TUBE GO CLEAR 2410 RGBW 20PXL	AM463640055
TU.MG.4110100	MEDIA TUBE GO CLEAR 1210 RGBW 10PXL	AM463650055
TU.MG.2103100	MEDIA TUBE GO CLEAR 370 RGBW 3PXL	AM463660055

**TX Connect**

Model No.	Description	Item Code
TU.MG.AC0001	MEDIA TUBE GO STARTER CABLE, 5-WIRE, 1M	AM463750055
TU.MG.AC0002	MEDIA TUBE GO STARTER CABLE, 5-WIRE, 3M	AM463760055
TU.MG.AC0003	MEDIA TUBE GO END CAP, 120Ω TERMINATOR	AM463770055
TU.MG.AC0004	MEDIA TUBE GO INTER CABLE, 5-WIRE, 0.14M	AM463780055
TU.MG.AC0005	MEDIA TUBE GO INTER CABLE, 5-WIRE, 1M	AM463790055
TU.MG.AC0006	MEDIA TUBE GO INTER CABLE, 5-WIRE, 3M	AM463800055
TU.MG.AC0007	MEDIA TUBE GO POWER INJECTOR CABLE	AM463810055
TU.MG.AC0008	MEDIA TUBE GO RJ45 STARTER CABLE	AM463820055

**TX Control**

Model No.	Description	Item Code
	LED ENGINE 100W 24V OUTDOOR	AM175860055
CD.SA.0000100	TX SMART ADDRESSER	AM438260055