



Project: \_\_\_\_\_

Type: \_\_\_\_\_



## ProPoint Pixel RGBW Clear&Diffused Lens

The PROPOINT Pixel RGBW Clear Lens is an AC line powered, high brightness luminaire. The luminaire is controllable via DMX512 with Remote Device Management (RDM). The system is connected using a daisy chain topology, allowing easy installation to form long run lengths. The PROPOINT Pixel RGBW Clear Lens is ideal for all types of exterior architectural, retail and hospitality applications, providing powerful, vibrant, full-color and white accents and media.

This product is intended for use in high-quality colored light applications.



### Product Specifications

<b>Model</b>	PROPOINT Pixel Clear Lens
<b>Light Source</b>	4-in-1 LED cluster x 10
<b>Color Range</b>	RGBW (White CCT – 4000K standard) Other White CCT and RGBA available <sup>1</sup>
<b>Viewing Angle</b>	100°
<b>Luminous Flux</b>	632 lm
<b>Efficacy</b>	30 lm/W
<b>Lumen Maintenance</b>	L <sub>70</sub> @ 25° 81,000 hours
<b>Cover Lens</b>	2.0mm UV stable polycarbonate
<b>Housing</b>	Die Cast Aluminum
<b>Housing Finish Options</b>	Gray (RAL7015), Black (RAL9005), White (RAL9003)
<b>Size</b>	144.8 x 81.3 x 119.4mm (5.7" x 3.2" x 4.7")
<b>Weight</b>	1.3 kgs (2.87 lbs.)
<b>Regulatory/Product Certifications</b>	cETLus, CE, FCC, RoHS, REACH, ASTM B117-16, ANSI 3G, IK10
<b>Operating Temperature</b>	-30°C to +50°C (-22°F to +122°F)
<b>Minimum Starting Temperature</b>	-20°C (-4°F)
<b>Storage Temperature</b>	-40°C to +80°C (-40°F to +176°F)
<b>Environment</b>	IP66 Outdoor, suitable for coastal environments
<b>Humidity</b>	85%, non-condensing

### Electrical Specifications

<b>Input Voltage<sup>2</sup></b>	100-277V <sub>AC</sub> 50/60Hz
<b>Power Consumption</b>	20W
<b>Power Factor</b>	≥0.9

### System Specifications

<b>Power</b>	AC Line
<b>Control</b>	DMX512, RDM Enabled
<b>Power Supply</b>	Integrated

1. No MOQ required. Please consult regional sales office for pricing and lead time.
2. Auto-switching. Single phase (line, neutral and ground).

LED CHARACTERISTICS: Because LEDs are semiconductor devices, their performances are subject to inherent variability commonly found in semiconductor industry. To improve consistency in performance across the same product, LED manufacturers "sort" LEDs into bins according to different preset parameters, such as forward driving voltage, illumination, etc. Whereas binning is a sorting function, it is not a correction process. Inherent variability in the manufacturing process always results in different binning distributions according to different production lots. Traxon uses automatically binned LEDs on its products, thereby minimizing output variations within the model range.

As with all electronic devices, LED output degrades over time – a term called lumen depreciation. This also explains why it is nearly impossible to expect photometric performances of two LED products with different service life spans to be the same. The rate of LED degrade is a complicated function involving many factors, such as operating efficiency, duration of continuous operation and, more significantly, environmental conditions (ambient temperature for example). If allowed, working under optimal operating temperature range and with good ventilation, LED devices enjoy long service lives over conventional light sources. When using/installing LED devices, care should be taken to ensure that the devices will operate within the operating conditions specified in respective product literature.

This product contains a light source of energy efficiency class G to Regulation (EU) No 2019/2015.  
Lumen measurement complies with LM-79-08 standard.  
Lumen maintenance is calculated based on LM-80 compliant measurement.



# TRAXON

## PROPOINT™ Pixel RGBW Clear&Diffused Lens

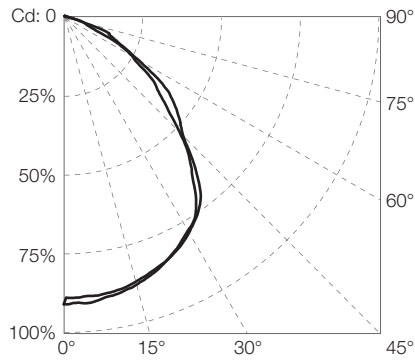
## Photometrics

### Source Specifications

LED Source	10 4-in-1 RGBW Clusters
Viewing Angle	100°
Cover Lens	Clear UV stable polycarbonate

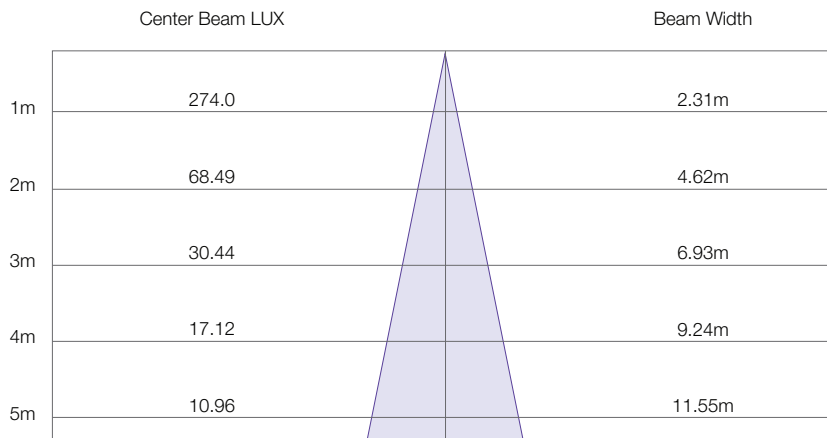
### Candela Distribution

### Light Output



Color Temperature	Luminous Flux (lm)	Candela Distribution @100%	Efficacy (lm/W)
White (full on)	632.46	274	30.41
White (RGB off)	208.41	89.88	26.72
RGB	399.42	170.6	25.94
Red	94.2	41.16	14.06
Green	245.71	103.6	31.10
Blue	73.92	31.56	9.36

### Illuminance at a Distance

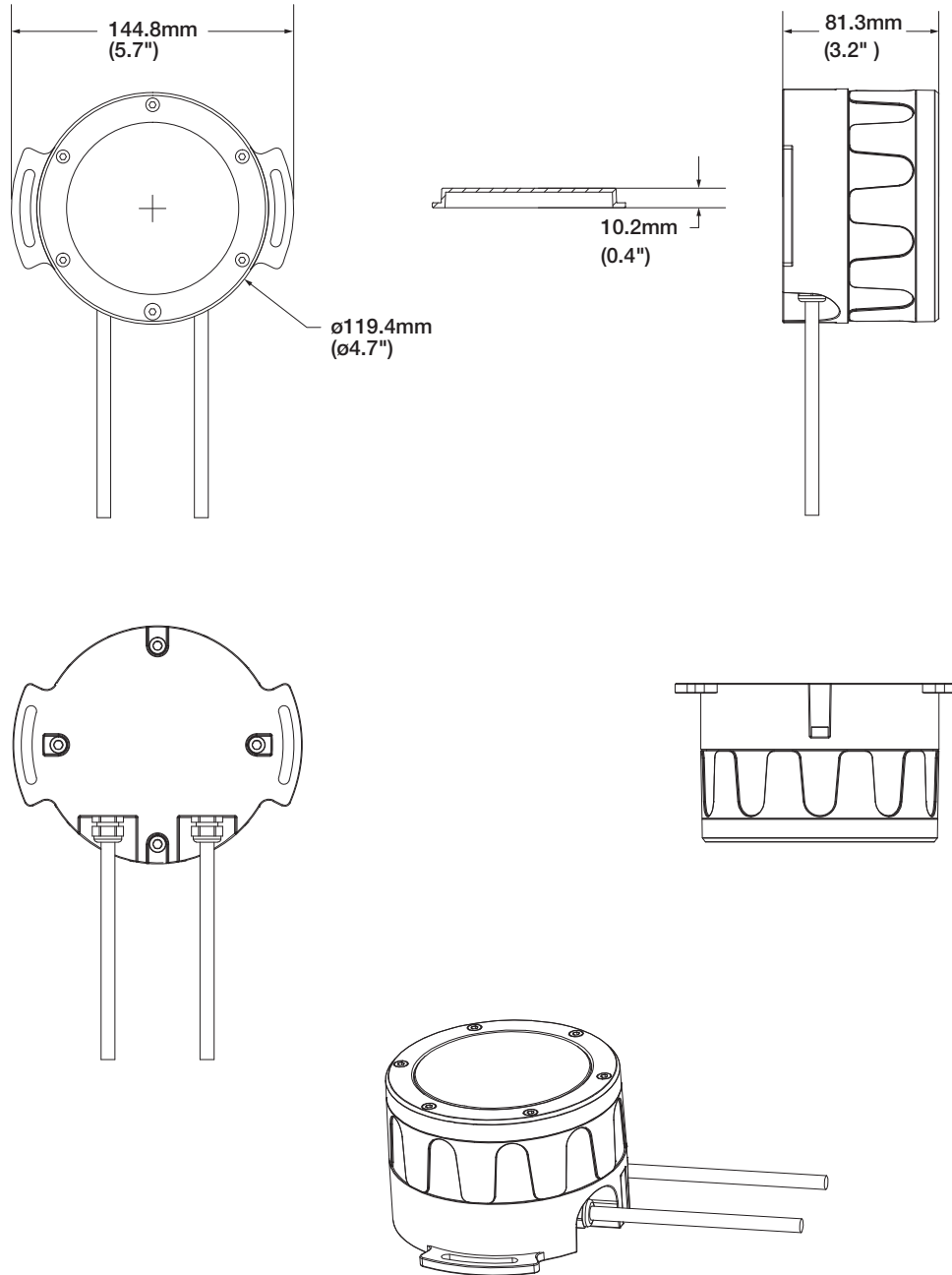


- Vert. Spread: 98.2°
  - Horiz. Spread: 98.2°
- For feet multiply by 3.28  
For fc divide by 10.7



## PROPOINT™ Pixel RGBW Clear&Diffused Lens

## Dimensions



### ProPoint Pixel open wire cable lengths

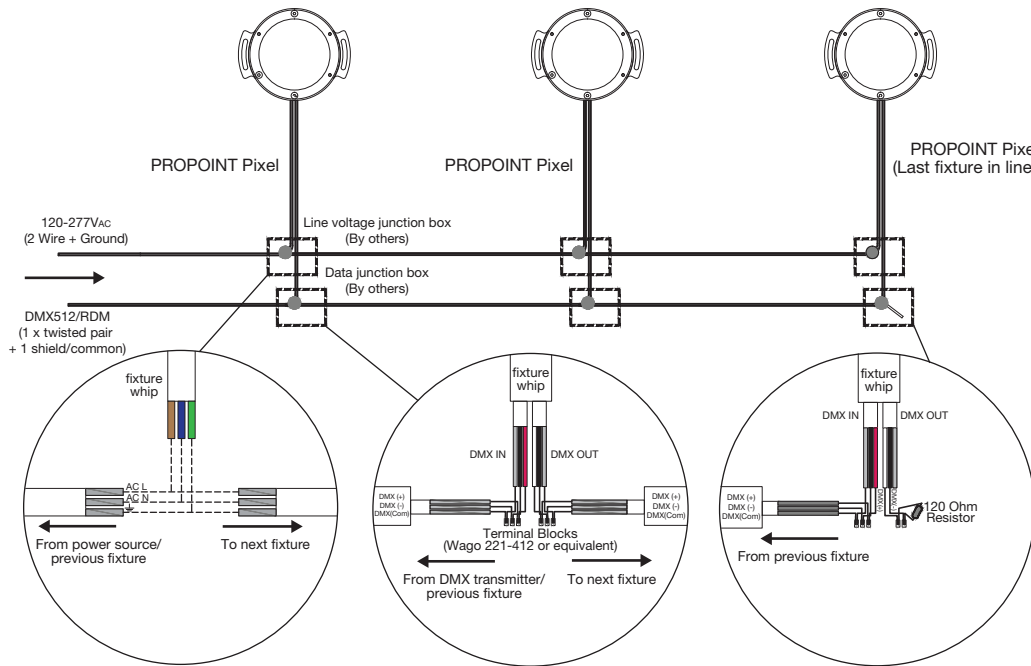
	Power input cable	Data in/out cable (combined)
Cable Length (open wire)	1830mm (72")	1830mm (72")



## PROPOINT™ Pixel RGBW Clear&Diffused Lens

## System Diagram

- PROPOINT Pixel fixtures ship with two cable whips: One cable whip for power input, consisting of two wires plus a ground, and one cable whip for DMX512 RDM input/output.
- No more than (32) fixtures on a single DMX512 link, max 300m total (source to last fixture).
- Data cabling from DMX source to first fixture and between subsequent PROPOINT Pixel fixtures shall be Cat5e UTP or higher (stranded type only) or other cable type suitable for DMX communication. Consult DMX standard for additional guidance.



- Each DMX512 link must be properly terminated to prevent signal reflections.

### General Notes

- All data cabling must adhere to ANSI E1.11-2008 (R2013) – Entertainment Technology – USITT DMX512-A, Asynchronous Serial Digital Data Transmission Standard for Controlling Lighting Equipment and Accessories.
- Fixture is RDM compatible.
- Fixtures allow a universal input of 100V<sub>AC</sub> to 277V<sub>AC</sub>.
- Data termination shall utilize cage clamp terminal blocks, or equivalent. Wire nuts are not permissible and will void warranty.
- The method of line voltage termination, both for data and power, is at the discretion of the installing contractor, and/or engineer. Splicing and/or joining of cables must adhere to all applicable electrical codes.
- Cables must be spliced/joined in a weatherproof enclosure/junction box, which is to be properly rated and provided by others.



## PROPOINT™ Pixel RGBW Clear&Diffused Lens

Ordering

### Model Number

PP	.	X1	.	9	X	X	X	0	X
PROPOINT	.	Pixel	.	Control	Color	CCT	Lens		Finish
				9: DMX	1: Static White	3: 3000K	1: Clear Lens		1: Gray
					2: DW	4: 4000K	2: Diffused Dome		2: Black
					4: RGBW	7: 2200K-6500K (DW)	3: Diffused Prism		3: White
					A: RGB		4: Diffused Drum		
							5: Diffused Lens		

### Fixtures

Model Number	Description	Item Code
PP.X1.944101	PROPOINT Pixel RGBW Clear Lens Gray	AM368860055
PP.X1.944102	PROPOINT Pixel RGBW Clear Lens Black	AM368910055
PP.X1.944103	PROPOINT Pixel RGBW Clear Lens White	AM368960055
PP.X1.944501	PROPOINT Pixel RGBW Diffused Lens Gray	AM368810055
PP.X1.944502	PROPOINT Pixel RGBW Diffused Lens Black	AM368870055
PP.X1.944503	PROPOINT Pixel RGBW Diffused Lens White	AM368920055

### Accessories

Model Number	Description	Item Code
AM243520054	PROPOINT Termination Kit	AM243520054