



Project: _____

Type: _____



ProPoint™ SW 120W Wall Washer

The ProPoint SW 120W Wall Washer is an AC line powered, high brightness luminaire. The luminaire is controllable via DMX512. The system is connected using a daisy chain topology, allowing easy installation to form long run lengths. Remote Device Management (RDM) circuits are built into each luminaire that enables extensive control and monitoring of the entire installation.



Product Specifications

Light Source	48 LED
Color Range	4000K/3000K
Beam Angles	15°, 25°, 35°
Luminous Flux	4000K - 9200 / 3000K - 8650
Efficacy	4000K - 76lm/W / 3000K - 72lm/W
Lumen Maintenance	L ₇₀ @ 25°C 81,000 hours
Cover-Lens	(8mm) .31" Glass
Housing	Die Cast Aluminum
Adjustment Options	50° Forward, 80° Backward
Size	315mm x 288mm x 433mm (12.4"x11.4"x17.1")
Weight	14 kgs (30.9 lbs.)
Regulatory/Product Certifications	ETL, FCC, RoHS, ASTM B117-16, ANSI 3G, IK09
Operating Temperature	-30°C to +50°C (-22°F to +122°F)
Minimum Starting Temperature	-20°C (-4°F)
Storage Temperature	-40°C to +80°C (-40°F to +158°F)
Environment	IP66 Outdoor, Coastal Rated
Humidity	85%, non-condensing

Electrical Specifications

Input Voltage ¹	120-277V _{AC} 50/60Hz
Power Consumption	120W
Power Factor	≥ 0.9

System Specifications

Power	AC Line
Control	DMX 512, RDM Enabled
Power Supply	Integrated

1. Auto-switching. Single phase (line, neutral and ground).

LED CHARACTERISTICS: Because LEDs are semiconductor devices, their performances are subject to inherent variability commonly found in semiconductor industry. To improve consistency in performance across the same product, LED manufacturers "sort" LEDs into bins according to different preset parameters, such as forward driving voltage, illumination, etc. Whereas binning is a sorting function, it is not a correction process. Inherent variability in the manufacturing process always results in different binning distributions according to different production lots. Traxon uses automatically binned LEDs on its products, thereby minimizing output variations within the model range.

As with all electronic devices, LED output degrades over time – a term called lumen depreciation. This also explains why it is nearly impossible to expect photometric performances of two LED products with different service life spans to be the same. The rate of LED degrade is a complicated function involving many factors, such as operating efficiency, duration of continuous operation and, more significantly, environmental conditions (ambient temperature for example). If allowed, working under optimal operating temperature range and with good ventilation, LED devices enjoy long service lives over conventional light sources. When using/installing LED devices, care should be taken to ensure that the devices will operate within the operating conditions specified in respective product literature.

Lumen measurement complies with LM-79-08 standard.
Lumen maintenance is calculated based on LM-80 compliant measurement.



TRAXON

ProPoint™ SW 120W Wall Washer

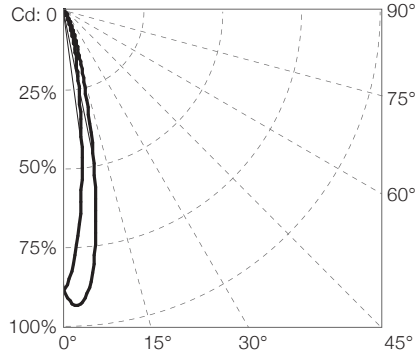
Photometrics

Source Specifications

LED Source	White
Beam Angle	15°

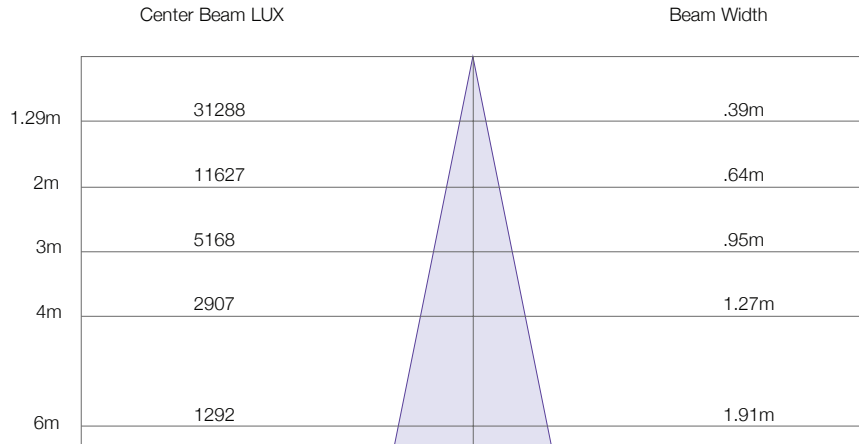
Candela Distribution

Light Output



Color Temperature	Luminous Flux (lm)	Candela Distribution @100%	Efficacy lm/W
4000K	9200	46684	88.35

Illuminance at a Distance



■ Vert.Spread: 18.1°
■ Horiz.Spread: 18.1°
 For fc divide by 10.7

For feet multiply by 3.28



www.traxon-ecue.com



ProPoint™ SW 120W Wall Washer

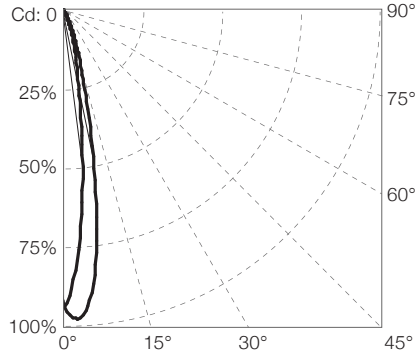
Photometrics

Source Specifications

LED Source	White
Beam Angle	15°

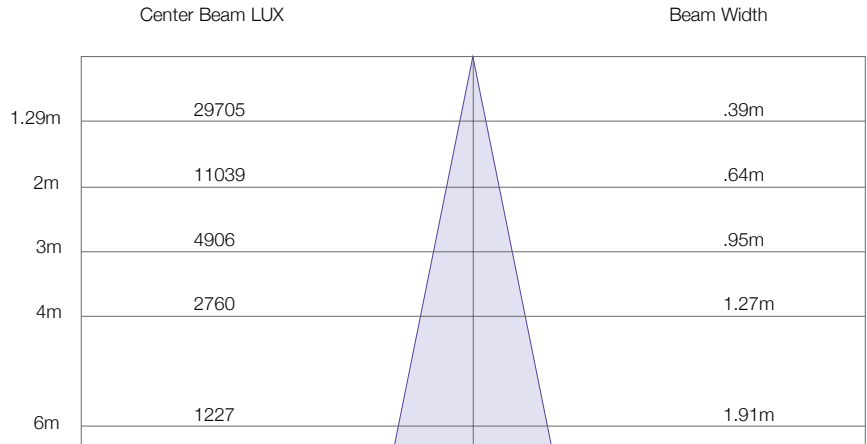
Candela Distribution

Light Output



Color Temperature	Luminous Flux (lm)	Candela Distribution @100%	Efficacy lm/W
3000K	8650	44211	83.01

Illuminance at a Distance

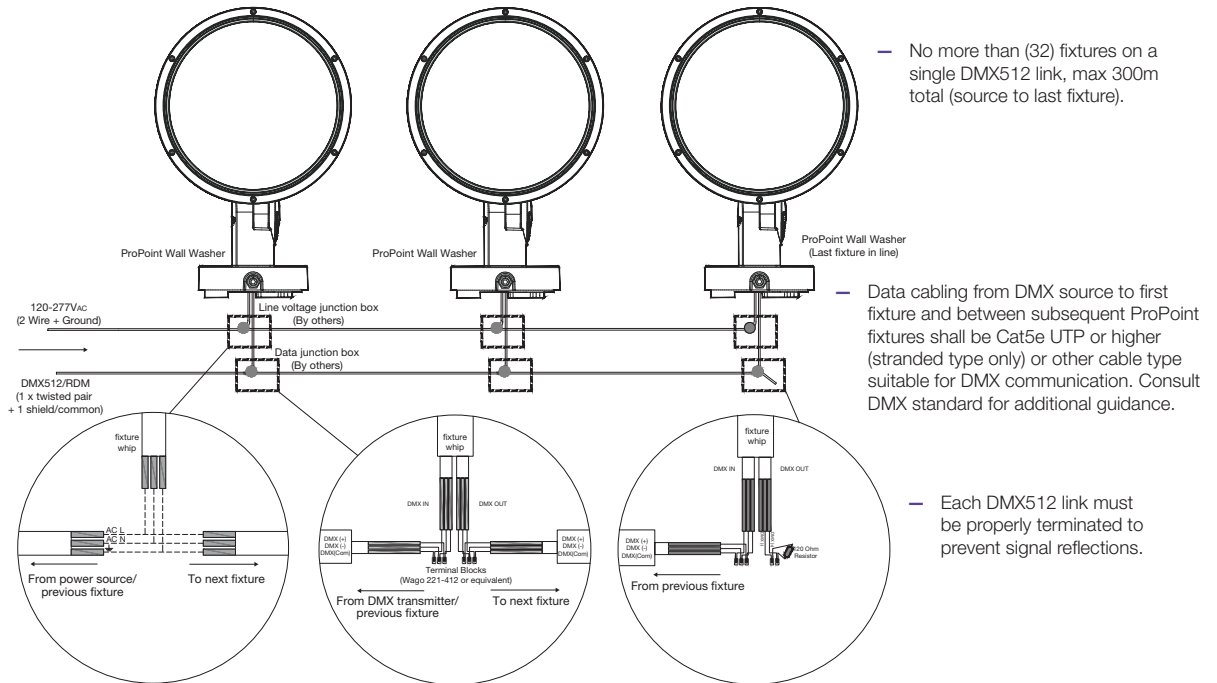


■ Vert. Spread: 18.1°
■ Horiz. Spread: 18.1°
 For fc divide by 10.7

For feet multiply by 3.28



- ProPoint fixtures ship with two cable whips: One cable whip for power input consisting of two wires plus a ground and one cable whip for DMX512 RDM input/output.



- No more than (32) fixtures on a single DMX512 link, max 300m total (source to last fixture).
- Data cabling from DMX source to first fixture and between subsequent ProPoint fixtures shall be Cat5e UTP or higher (stranded type only) or other cable type suitable for DMX communication. Consult DMX standard for additional guidance.
- Each DMX512 link must be properly terminated to prevent signal reflections.

General Notes

- All data cabling must adhere to ANSI E1.11-2008 (R2013) – Entertainment Technology – USITT DMX512-A, Asynchronous Serial Digital Data Transmission Standard for Controlling Lighting Equipment and Accessories.
- Fixture is RDM capable.
- Fixtures allow a universal input of 120VAC to 277VAC.
- Data termination shall utilize cage clamp terminal blocks, or equivalent. Wire nuts are not permissible and will void warranty.
- The method of line voltage termination, both for data and power, is at the discretion of the installing contractor, and or engineer. Splicing and/or joining of cables must adhere to all applicable electrical codes.
- Cables must be spliced/joined in a weatherproof enclosure/junction box, which is to be properly rated and provided by others.

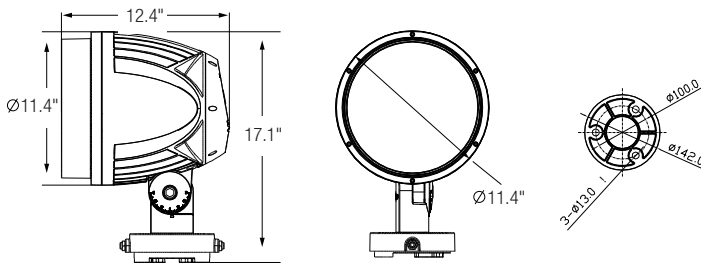


ProPoint

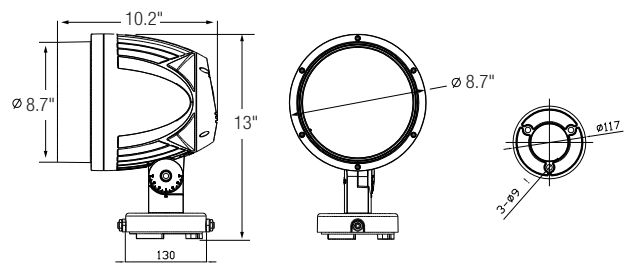
Technical Specifications / Options

	RGBW	DW	Static White				
COLOR	RGBW	Neutral White 2200K-6500K Dynamic White	4000K 3000K Neutral White Warm White				
BEAM ANGLE							
ENVIRONMENT	IP66 Suitable for Coastal Environment	IP66 Suitable for Coastal Environment	IP66 Suitable for Coastal Environment				
CERTIFICATIONS	CE, cETLus, FCC, RoHS, ANSI 3G	CE, cETLus, FCC, RoHS, ANSI 3G	CE, cETLus, FCC, RoHS, ANSI 3G				
TECHNICAL SPECIFICATIONS							
POWER CONSUMPTION	IMPACT RATING	LUMINOUS FLUX	EFFICACY	LUMINOUS FLUX	EFFICACY	LUMINOUS FLUX	EFFICACY
180W	IK09	7100	40lm/W	7350	40lm/W	13380/12375	74lm/W - 68lm/W
120W	IK09	4560	38lm/W	5250	43lm/W	9200/8650	76lm/W - 72lm/W
80W	IK09	2980	37lm/W	3670	44lm/W	6075/5440	75lm/W - 68lm/W
40W	IK10	1330	33lm/W	1640	41lm/W	2670/2540	66lm/W - 63lm/W
20W	IK10	725	36lm/W	825	41lm/W	1340/1240	67lm/W - 62lm/W
INPUT VOLTAGE	120-277V _{AC} 50/60Hz		120-277V _{AC} 50/60Hz		120-277V _{AC} 50/60Hz		
OPERATING TEMPERATURE	-30°C to +50°C / -22°F to +122°F		-30°C to +50°C / -22°F to +122°F		-30°C to +50°C / -22°F to +122°F		
POWER FACTOR	≥ 0.9		≥ 0.9		≥ 0.9		
CONTROL	DMX512, RDM Enabled		DMX512, RDM Enabled		DMX512, RDM Enabled		

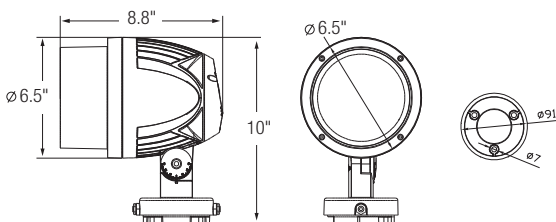
180W and 120W



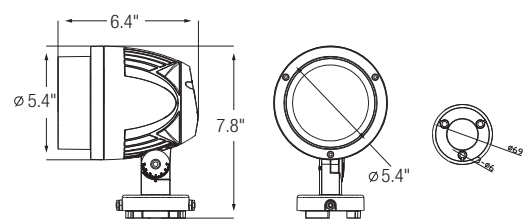
80W



40W



20W





ProPoint™ SW 120W Wall Washer

Ordering

Model Number

PP . W2 . 9 1 X 1 X X

ProPoint	Washer	Control	Channels	CCT	Cover Lens	Optic	Finish
		9: DMX	1: SW	3: 3000K	Clear	2: 15°	1: Gray
				4: 4000K		3: 25°	2: Black
						4: 35°	3: White

Item Code	Description
AM225640055	ProPoint-S Wall Washer 120W 3000K 15°
AM225650055	ProPoint-S Wall Washer 120W 3000K 25°
AM225660055	ProPoint-S Wall Washer 120W 3000K 35°
AM226140055	ProPoint-S Wall Washer 120W 4000K 15°
AM226160055	ProPoint-S Wall Washer 120W 4000K 25°
AM226180055	ProPoint-S Wall Washer 120W 4000K 35°
AM201890055	ProPoint-S Wall Washer 120W DW 15°
AM226360055	ProPoint-S Wall Washer 120W DW 25°
AM226370055	ProPoint-S Wall Washer 120W DW 35°
AM206660055	ProPoint-S Wall Washer 120W RGBW 8°
AM201880055	ProPoint-S Wall Washer 120W RGBW 15°
AM225030055	ProPoint-S Wall Washer 120W RGBW 25°
AM225040055	ProPoint-S Wall Washer 120W RGBW 35°