

# SYMPL Switch



## e:cue SYMPL Switch

The SYMPL Switch is a designed Ethernet switch for up to 5 devices. It features PoE to power the connected devices over Ethernet. With PoE the connected devices do not need an additional power supply.

The SYMPL Switch is powered by an external power supply.

## Highlights

- Five Ethernet ports
- Power over Ethernet (PoE) for all ports
- Flexible mounting on 35 mm DIN rails or vertical surfaces

## Delivery scope

- e:cue SYMPL Switch
- Safety instructions
- Welcome note

## Identcode

AM313830035

## Accessories

For PoE:

- Power Supply 30W 48V DIN rail AM3137700HA

Without PoE

- Power Supply 15W 24V DIN rail AM1884100HA

## e:cue Interfaces

Lighting applications are heterogenous by nature. e:cue interfaces serve to integrate many networks, protocols and third party products into e:cue solutions. They also aid in applying special control functions for fixtures, they integrate analog or mechanical signaling into the digital world and offer bridging functions. e:cue interfaces are the links to bring together the many techniques and technologies of lighting control.

## Technical data

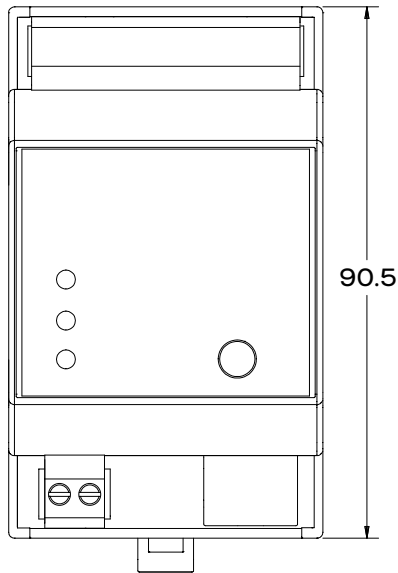
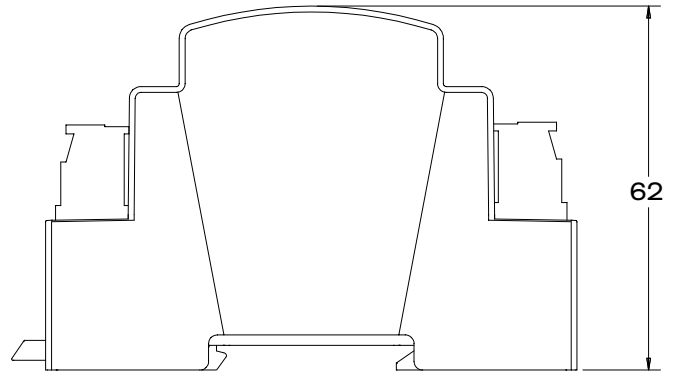
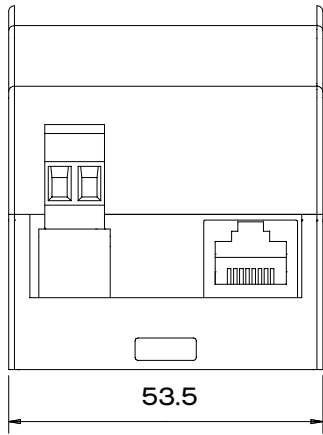
|                        |  |
|------------------------|--|
| Dimensions (W x H x D) | 53.5 x 90.5 x 62 mm/<br>2.1 x 3.6 x 2.4 in (excl. fastening clip)                            |
| Weight                 | 80 g   |
| Power supply           | 24 V DC (terminal plug)<br>wire gauge: 0.21 ... 3.31 sqmm; or<br>PoE IEEE 802.3af on RJ45    |
| Power consumption      | 2 W (no PoE powered devices<br>connected)  |
| Operating temperature  | -20 ... 55 °C / -4 ... 131 °F  |
| Storage temperature    | -20 ... 70 °C / -4 ... 158 °F  |
| Electrical safety      | SELV   |
| Op./storage humidity   | 0 ... 80% non-condensing   |
| Protection Class       | IP20   |
| Installation           | Indoor installation only, intra building<br>communication only                               |
| Housing material       | Self extinguishing blend PC/ABS<br>UL document E140692                                       |
| Mounting               | on 35 mm DIN rail (DIN 43880),<br>3 units or with key hole<br>on any stable vertical surface |
| Certification          | CE, ETL, UKCA  |

## Interface specifications

|                 |  |
|-----------------|--|
| Interfaces      | 5 x e:net 10/100 Mbit/s, RJ45  |
| PoE-Ports       | PoE Mode B (PoE over spare wires)<br>according to IEEE802.3af,<br>not galvanically isolated from Ethernet dat.<br>$P_{max} = 13 \text{ W per PoE Port}$ User |
| User interfaces | LEDs for Power, Ethernet activity, PoE<br>applied  |

Dimensions

All measures in mm



Intertek  
4006376

Conforms to ANSI/UL Std. 62368-1  
Certified to CSA Std. C22.2 NO. 62368-1